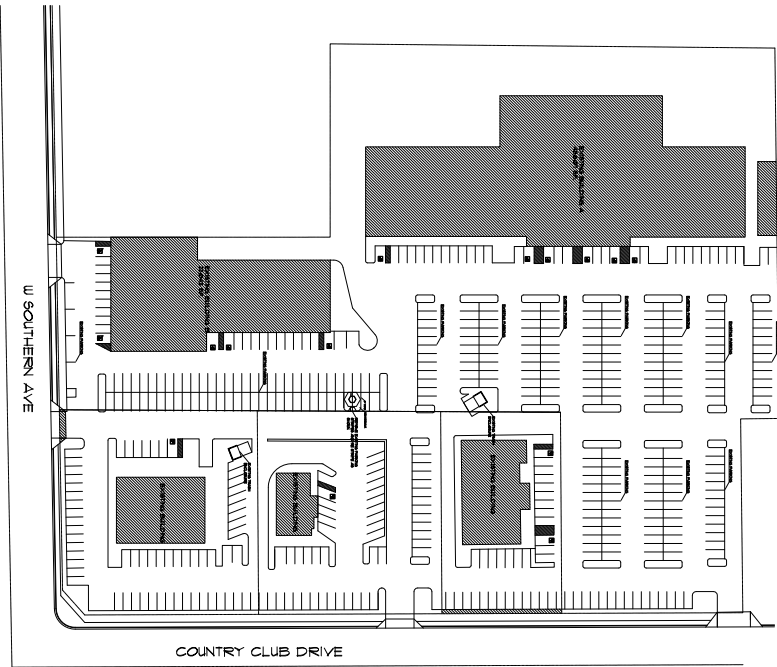




WATERMILL EXPRESS

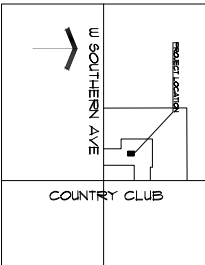
MESA ARIZONA



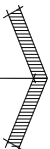
PROJECT INFORMATION

OWNER: CLAYTON LUTHER CO
 PROJECT NO: 10000000000000000000
 DEVELOPER: JAY DICKSON
 LOCATION: COUNTRY CLUB AND SOUTHERN
 SITE AREA: 7.5000 ACRES
 ZONING: LT
 COMMERCIAL BUILDING AREA: 70,000 SF
 RESIDENTIAL BUILDING AREA: 42,000 SF
 TOTAL BUILDING AREA: 112,000 SF
 TOTAL PARKING SPACES: 200 SPACES
 TOTAL OFFICE SPACES: 200 SPACES
 TOTAL RETAIL SPACES: 200 SPACES
 TOTAL SERVICE SPACES: 200 SPACES
 TOTAL TOTAL SPACES: 800 SPACES
 TOTAL TOTAL SPACES: 800 SPACES
 TOTAL TOTAL SPACES: 800 SPACES

VICINITY MAP



CONCEPTUAL SITE PLAN NORTH



LANDSCAPE LEGEND

SAMPLE PALLET

SYMBOL BOTANICAL/COMMON NAME SIZE



Dalbergia Sissoo 15 Gallon
Indian Rosewood (Unless noted)

Plumbago auriculata 'Royal Blue' 5 Gallon
Cape Plumbago

Nerium oleander 'Petite Pink' 5 Gallon
Petite Pink Oleander

Lantana 'New Gold' 1 Gallon
New Gold Lantana

Decomposed Granite 1/2" Minus

Madison Gold
NOTE: ALL LANDSCAPED AREAS TO RECEIVE 2" MIN. D.G. COVER

COLOR LEGEND



WATERMILL FRONT
PAINTED
DAN EDWARDS' DETAILS
BEAUFUL BLUE



TREX COMPOSITE
REAR
SADDLE




WATERMILL BACK
PAINTED
DAN EDWARDS' DETAILS
WEATHERED SADDLE



STEEL LATTIS
GALVANIZED METAL



SITE/LANDSCAPE PLAN



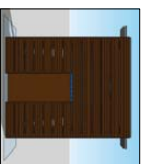
KIOSK RIGHT ELEVATION



KIOSK FRONT ELEVATION



KIOSK LEFT ELEVATION



KIOSK REAR ELEVATION

ELEVATIONS

1/4" = 1'-0"

PROJECT
CLIENT
DATE 3/2017
DRAWN BY JAW
REVISIONS
1/4/2017
1/17/2017

NEW SELF SERVICE WATER STATION
WATERMILL EXPRESS
COUNTRY CLUB AND SOUTHERN AVE

WOODS ASSOCIATES
ARCHITECTS, L.L.C.
3319 E. McDOWELL RD.
MESA, ARIZONA 85205
(480) 964-7672

A-011



WATERMILL EXPRESS FRONT PERSPECTIVE



WATERMILL EXPRESS SIDE PERSPECTIVE



WATERMILL EXPRESS FRONT PERSPECTIVE



WOODS ASSOCIATES ARCHITECTS, LLC
3319 E MCDOWELL RD MESA, ARIZONA
85213
(480) 962-7672

WATERMILL